



P.O. Box 27
4300 AA Zierikzee
The Netherlands

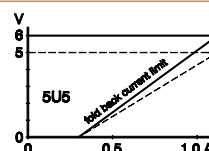
Tel. +31 111 413656
Fax. +31 111 416919
www.deltapowersupplies.com

DELTA ELEKTRONIKA B.V.



U - Series LINEAR MODULAR DC POWER SUPPLIES

Models	Voltage range	Current range
5 U 5 (voltage source)	5 - 6 V	1 A
5 U 15- 15 (voltage source)	2 x 12 - 15 V	0 - 200 mA



• Input	: 230 / 115 V AC 48 - 62 Hz
• Transformer	: Split bobbin, potted, safety transformer According to, VDE0551, EN60742
• Test voltage	
Input / Output	: 4000 Vrms (output case shorted)
Input / Case	: 4000 Vrms (output case shorted)
Output / Case	: 500 VDC
Output / Output	: 500 VDC (5 U 15-15)
• Input to output	
Leakage current	: Typical 5 mA
Coupling capacitance	: Less than 60 pF
Insulation resistance	: 1000 MOhm
Attenuation input spikes	: Better than 100 dB



Specifications

- Regulation
 - Load 0 - 100% : 5 mV
 - Line \pm 10% : 5 mV (at 4 W output)
- Ripple and noise (BW=20 MHz) : 0.5 mV rms, 2 mV pp
- Temp. coeff., per $^{\circ}$ C : 0.01%
- Output impedance up to 100 kHz : 0.5 Ohm
- Recovery time 10 - 100% load step : 25 μ s
- Operating ambient temp. : - 20 to + 50 $^{\circ}$ C
- MTBF : 1.000.000 hrs
- Current limited : Foldback Characteristic

Accessories

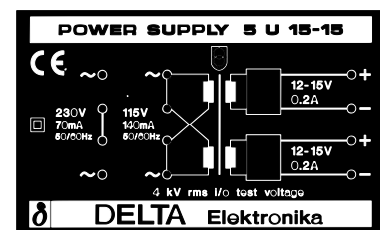
P500 Eurocard for the 2 U-units
Front panel F 10-3 for P500

Models with a screw terminals for the rail and wall mounting (including 2 two clamps for 35 mm rail)

- 5 U 5 B
- 5 U 15-15 B

The 5 U 15-15 has two isolated, regulated outputs which are independently adjustable from 12 -15 V (also unequal voltage) It can be used in 4 different configurations.

- Two isolated outputs, each : 12-15 V / 0.2 A
- Outputs in parallel : 12-15 V / 0.4 A
- Outputs in series : 24-30 V / 0.2 A
- Outputs in series, dual : 12-15 V / 0.2 A \pm



Dimensions and weight

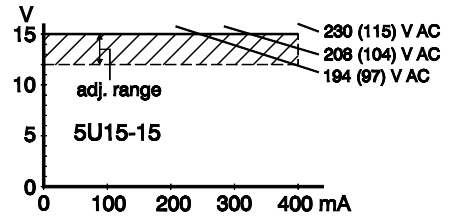
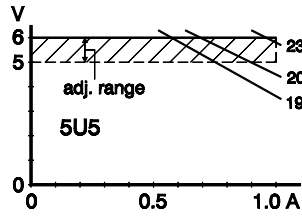
- Height : 35 mm
- Width : 58 mm
- Depth : 94 mm
- Weight : 0,4 kg

Safety

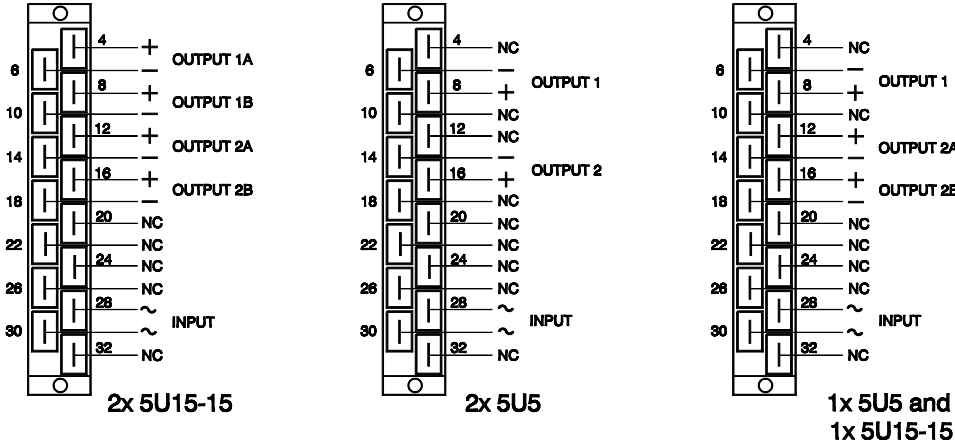
- EN 60950
- EN 61010

EMC

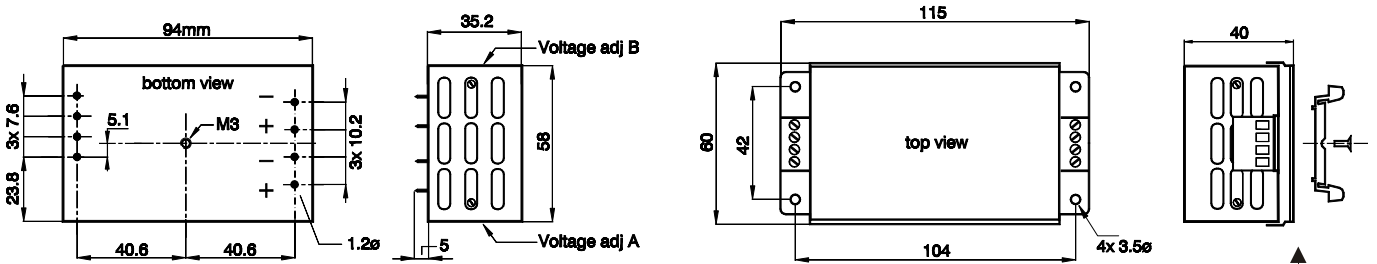
- EN 61204-3
- EN 61000-6-3 (EN55022B)
- EN 61000-6-2



Output voltage and current derating at low AC input voltage

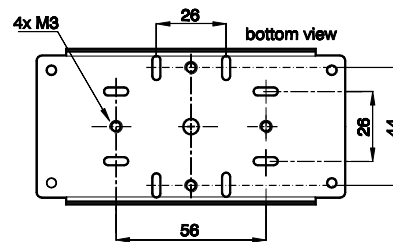


Input and output connections of P 500

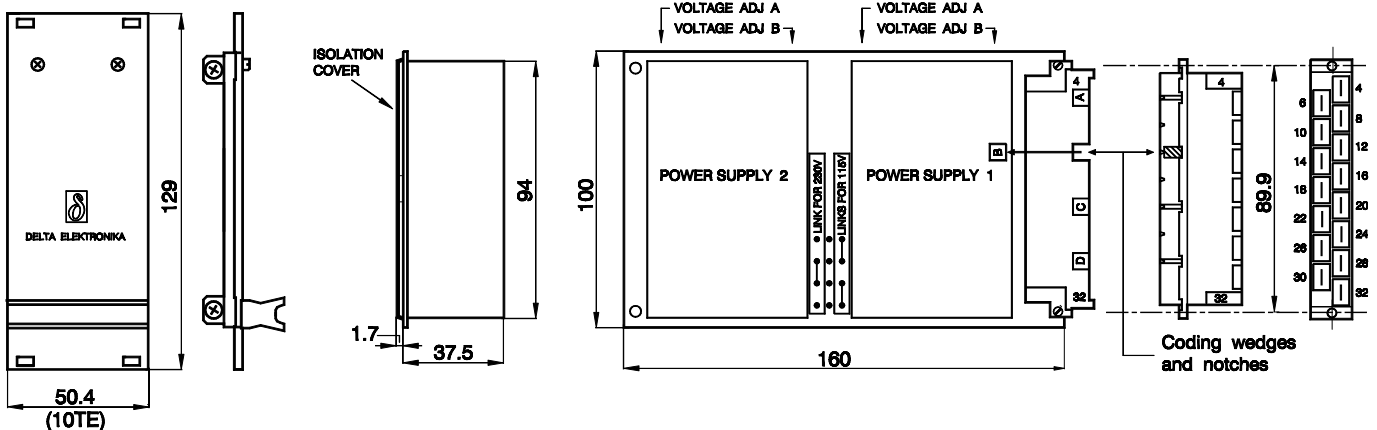


Standard U-model has solder pins of 1.2 mm ϕ for PCB mounting

B-model with screw terminals for wall or rail mounting, incl. 2 clamps for 35 mm DIN rail



Clamp for rail mounting



F 10-3 front panel

P 500 Eurocard for 1 or 2 U-units, incl. contra connector H15