

UCS 50

UCS 50B

U - Series UCS 50 CONSTANT CURRENT SOURCE

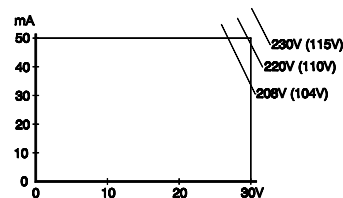
Models	Voltage range	Current range
UCS 50 (current source)	30 V	0 - 50 mA



- Input : 230 / 115 V AC 48 - 62 Hz
- Transformer : Split bobbin, potted, safety transformer According to VDE0551, EN60742
- Test voltage
 - Input / Output : 4000 Vrms (output case shorted)
 - Input / Case : 4000 Vrms (output case shorted)
 - Output / Case : 500 VDC
- Input to output
 - Leakage current : Typical 5 μ A
 - Coupling capacitance : Less than 60 pF
 - Insulation resistance : 1000 MOhm
 - Attenuation input spikes : Better than 100 dB
- Current adjustment : 0-50 mA
 - : By a 20-turn screwdriver adjustment
 - : By external potmeter 10 k Ω
 - : By 0-5 V analog programming
- Programming input : 0-5 V, full scale error \pm 0.2%, offset error \leq 20 μ A
 - : Input impedance 500 kOhm.
- Current regulation
 - Load 600 - 0 Ohm : 3 μ A
 - Line \pm 10 % : 3 μ A



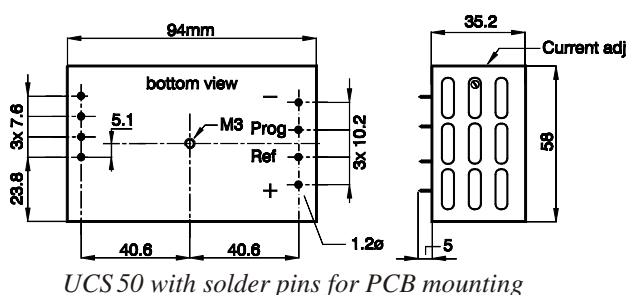
- Ripple + noise : 30 μ A pp, measured across 600 Ohm // 0.1 μ F (BW=20 Mhz)
- Temperature coeff. : 0.005% per $^{\circ}$ C
- Stability : 0.01% per 8 hrs after 20 min warm up.
- Output impedance
 - DC : 10 MOhm
 - 1 kHz : 33 kOhm
 - 10 kHz : 3.3 kOhm
 - 100 kHz : 0.33 kOhm
- Recovery time
 - 600 - 60 Ohm : 10 μ s
 - Open voltage limit : 33 V \pm 5%
 - Ambient temperature : -20 to +50 $^{\circ}$ C
- Accessories : P500 Eurocard for 2 units
Front panel F10-3 for P500.
For more details see also U-series



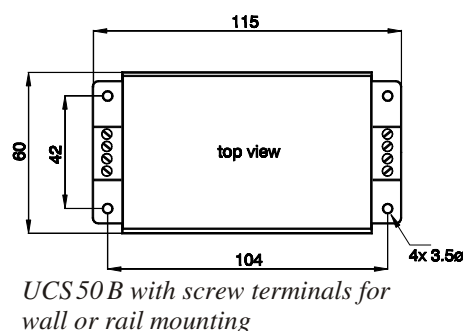
Derating of max. voltage at low line voltage

Dimensions and Weight

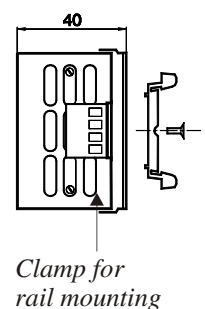
- Height : 35 mm
- Width : 58 mm
- Weight : 0.4 kg
- Depth : 94 mm



UCS 50 with solder pins for PCB mounting



UCS 50B with screw terminals for wall or rail mounting



Clamp for rail mounting